

High pressure shut-off valve, article 63-ST

diameter G 1/4" up to G 1 1/2"

High pressure shut-off valve with adjustable gland packing for use in industrial systems, in which flowing liquids or gaseous media have been shut off. This can also be done under high pressure. The direction is indicated by an arrow.

Please observe the pressure reduction from temperatures over +50° C!

☞ **Both sides with external threads acc. to EN 228-1 (DIN 259), cylindric**

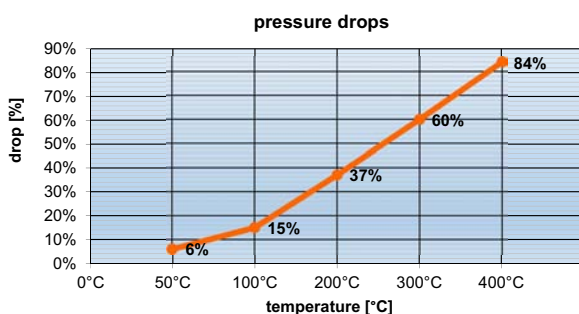
Steel version (body outside burnished)



	ambient -20°C ... +60°C
	medium -20°C ... +400°C

Before risk of frost empty the valve and ensure that the valve is depressurized. Freezing of the fluid may seriously damage the valve.

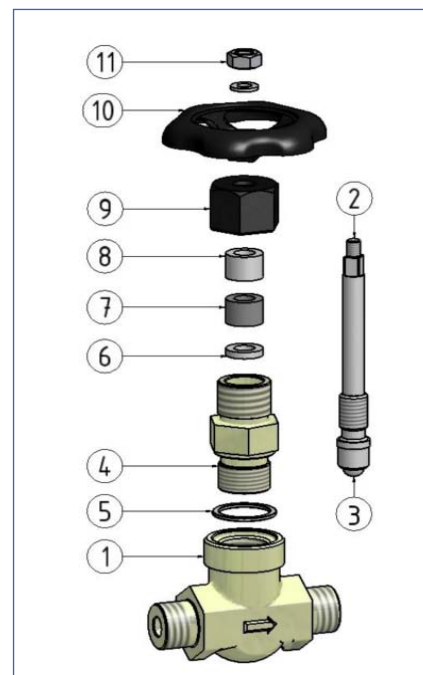
diagram pressure drops



temperature	pressure drop %	max. pressure article 63-ST (1/4" - 1/2")	max. pressure article 63-ST (3/4" - 1")	max. pressure article 63-ST (1 1/4" - 1 1/2")
50° C	6%	598,5 bar	300,8 bar	150,4 bar
100° C	15%	535,5 bar	272,0 bar	136,0 bar
200° C	37%	396,9 bar	201,6 bar	100,8 bar
300° C	60%	252,0 bar	128,0 bar	64,0 bar
400° C	84%	100,8 bar	52,2 bar	25,6 bar

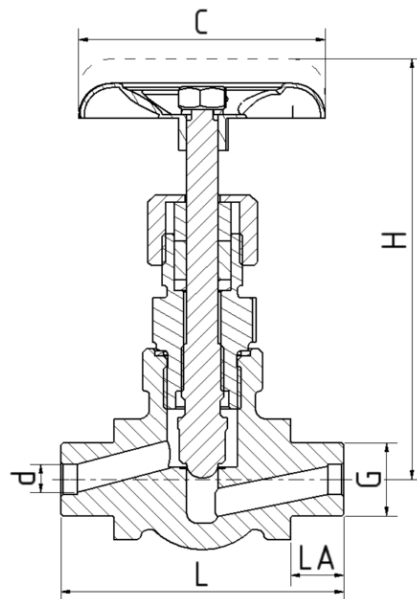
Article 63-ST

Pos.	description	material
1	body	steel 1.0460
2	stem	stainless steel 1.4104
3	regulating disc	chrome steel 1.4034
4	head piece	steel 1.0711 (9 S 20 K)
5	sealing ring	steel 1.0711 (9 S 20 K)
6	lower gland	steel 1.0711 (9 S 20 K)
7	gland packing	graphite
8	upper gland	steel 1.0711 (9 S 20 K)
9	union nut	steel 1.0711 (9 S 20 K)
10	hand wheel	pressed steel, black
11	hand wheel nut	



High pressure shut-off valve, article 63-ST

diameter G 1/4" up to G 1 1/2"



	order number	L (mm)	H (mm)	LA (mm)	C (mm)	d (mm)	pressure rating (bar)	Kv-value [m ³ /h]	weight (kg)
diameter	63-ST steel 1.0460								
G 1/4"	06.1016.4.61	80	120	15	70	5	640	0,42	0,64
G 3/8"	06.1016.4.62	80	120	15	70	6	640	0,53	0,65
G 1/2"	06.1016.4.63	80	120	17	70	8	640	0,83	0,66
G 3/4"	06.1015.4.65	100	135	19	90	10	320	1,40	1,45
G 1"	06.1015.4.67	130	166	21	100	15	320	3,00	1,81
G 1 1/4"	06.1013.4.68	130	166	22	100	20	160	3,50	2,09
G 1 1/2"	06.1013.4.69	130	173	24	100	25	160	7,80	3,45