

## High pressure shut-off valve, article 62-ST

### cutting ring connection 6S up to 38S

High pressure shut-off valve with adjustable gland packing for use in industrial systems, in which flowing liquids or gaseous media have been shut off. This can also be done under high pressure. The direction is indicated by an arrow.

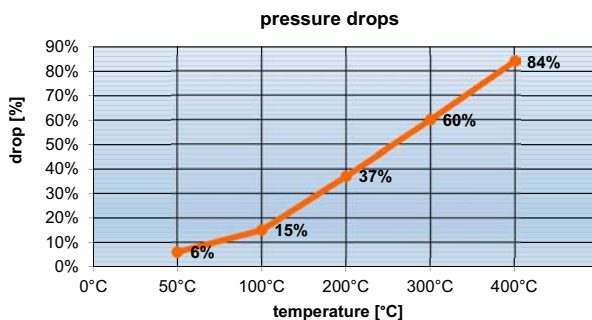
Please observe the pressure reduction from temperatures over +50 °C!

☞ **Both sides with cutting ring connection acc. to EN ISO 8438-1** (DIN 2353), heavy duty series.  
Steel version (body outside burnished)



	ambient -20°C ... +60°C
	medium -20°C ... +400°C

#### diagram pressure drops

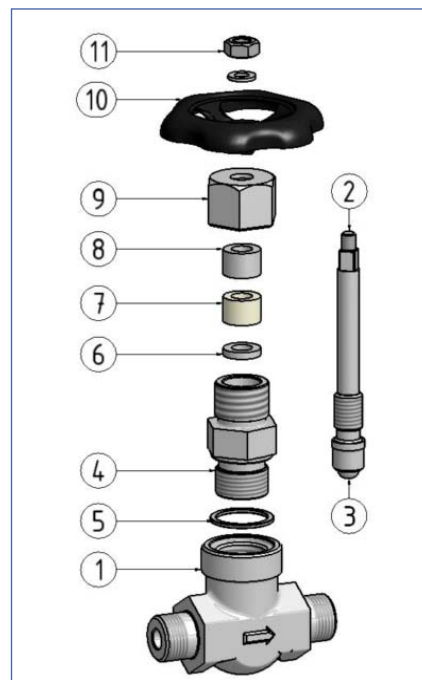


Before risk of frost empty the valve and ensure that the valve is depressurized. Freezing of the fluid may seriously damage the valve.

temperature	pressure drop %	max. pressure article 62-ST (6S up to 14S)	max. pressure article 62-ST (16S up to 30S)	max. pressure article 62-ST (38S)
50° C	6%	592,2 bar	376,0 bar	235,0 bar
100° C	15%	535,5 bar	340,0 bar	212,5 bar
200° C	37%	396,9 bar	252,0 bar	157,5 bar
300° C	60%	252,0 bar	160,0 bar	100,0 bar
400° C	84%	100,8 bar	64,0 bar	40,0 bar

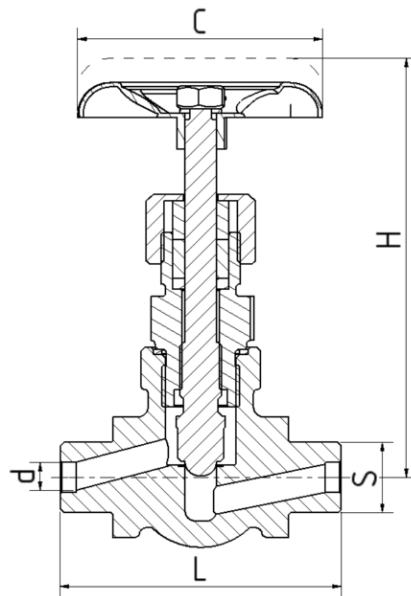
#### Article 62-ST

Pos.	description	material
1	body	steel 1.0460
2	stem	stainless steel 1.4104
3	regulating disc	chrome steel 1.4034
4	head piece	steel 1.0711 (9 S 20 K)
5	sealing ring	steel 1.0711 (9 S 20 K)
6	lower gland	steel 1.0711 (9 S 20 K)
7	gland packing	graphite
8	upper gland	steel 1.0711 (9 S 20 K)
9	union nut	steel 1.0711 (9 S 20 K)
10	hand wheel	pressed steel, black
11	hand wheel nut	



## High pressure shut-off valve, article 62-ST

cutting ring connection 6S up to 38S



cutting ring connection S	order number	L (mm)	H (mm)	C (mm)	d (mm)	pressure rating (bar)	Kv-value [m³/h]	weight (kg)
	<b>62-ST steel 1.0460</b>							
6S	06.1019.4.81-S	80	120	70	4	630	0,33	0,63
8S	06.1019.4.82-S	80	120	70	5	630	0,42	0,67
10S	06.1019.4.83-S	80	120	70	7	630	0,66	0,66
12S	06.1019.4.84-S	80	120	70	8	630	0,83	0,68
14S	06.1019.4.85-S	100	135	90	10	630	1,40	1,09
16S	06.1019.4.87-S	100	135	90	12	400	2,20	1,08
20S	06.1019.4.89-S	100	135	90	13	400	3,00	1,07
25S	06.1019.4.91-S	130	166	100	17	400		1,97
30S	06.1019.4.93-S	130	173	100	25	400	7,80	2,56
38S	06.1019.4.95-S	160	218	150	30	250		4,20